

Sorption and Mobility of Charged Organic Compounds: How to Confront and Overcome Limitations in Their Assessment

Gabriel Sigmund,* Hans Peter H. Arp, Benedikt M. Aumeier, Thomas D. Bucheli, Benny Chefetz, Wei Chen, Steven T. J. Droge, Satoshi Endo, Beate I. Escher, Sarah E. Hale, Thilo Hofmann, Joseph Pignatello, Thorsten Reemtsma, Torsten C. Schmidt, Carina D. Schönsee, and Martin Scheringer



Cite This: *Environ. Sci. Technol.* 2022, 56, 4702–4710



Read Online

ACCESS |



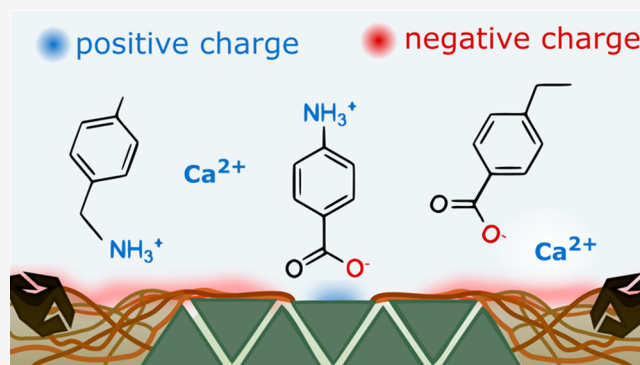
Metrics & More



Article Recommendations

ABSTRACT: Permanently charged and ionizable organic compounds (IOC) are a large and diverse group of compounds belonging to many contaminant classes, including pharmaceuticals, pesticides, industrial chemicals, and natural toxins. Sorption and mobility of IOCs are distinctively different from those of neutral compounds. Due to electrostatic interactions with natural sorbents, existing concepts for describing neutral organic contaminant sorption, and by extension mobility, are inadequate for IOC. Predictive models developed for neutral compounds are based on octanol–water partitioning of compounds (K_{ow}) and organic-carbon content of soil/sediment, which is used to normalize sorption measurements (K_{OC}). We revisit those concepts and their translation to IOC (D_{ow} and D_{OC}) and discuss compound and soil properties determining sorption of IOC under water saturated conditions. Highlighting possible complementary and/or alternative approaches to better assess IOC mobility, we discuss implications on their regulation and risk assessment. The development of better models for IOC mobility needs consistent and reliable sorption measurements at well-defined chemical conditions in natural porewater, better IOC-, as well as sorbent characterization. Such models should be complemented by monitoring data from the natural environment. The state of knowledge presented here may guide urgently needed future investigations in this field for researchers, engineers, and regulators.

KEYWORDS: ionizable organic compound, anion, cation, zwitterion, sorption model, environmental risk assessment, contaminant fate



For regulators, engineers, and researchers, the mobility of contaminants is crucial for assessing their potential to contaminate groundwater and surface waters. The mobility of an organic compound is generally inversely related to its tendency to sorb. Widely used approaches to assess sorption were developed for neutral compounds but are inadequate to describe the complex behavior of permanently charged and ionizable organic compounds (IOC). Common examples of IOC are weak acids and bases that have a pH-dependent fraction of species with a negative or positive charge, respectively, due to (de)protonation. Some compounds are permanently charged (ionic) under environmental conditions and/or exist in a zwitterionic form with both positive and negative charges in the same structure. Numerous contaminants of concern are IOC, including many pharmaceuticals, pesticides, industrial chemicals, such as dyes and polymer building blocks, as well as most per- and polyfluoroalkyl substances, and natural toxins.

Compounds that are (partially) charged at environmental pH make up more than half of all substances recently

categorized as priority “persistent, mobile, and toxic” (PMT) or “very persistent, very mobile” (vPvM) substances. These compounds pose a threat to clean and safe drinking water if emitted in substantial volumes, due to their high mobility, persistence, and limited removability from water.^{1–3} In addition, approximately 48% of all compounds registered under Europe’s REACH regulation are (partially) charged at environmentally relevant pH (4–9).⁴ A recent screening for persistent, mobile (PM), and vPvM compounds in surface water underlines the importance of IOC, as 85% of the identified compounds were expected to be charged at environmental pH.⁵ What distinguishes IOC from well-studied

Published: March 30, 2022



neutral organic compounds is that their sorption behavior, and consequently, their mobility in the environment, depends, often dramatically, on the local pH, water hardness, and mineral composition of soils or sediments. Therein, IOC sorption, but also bioaccumulation,⁶ and ecotoxicity⁷ strongly differ between uncharged neutral, negatively charged, positively charged, and zwitterionic species.

Sorption affinity can be expressed as the solid–water equilibrium distribution coefficient K_d , which is the ratio of chemical concentration in the solid phase (C_s , $\mu\text{g}/\text{kg}$) to that in the aqueous phase (C_{aq} , $\mu\text{g}/\text{L}$) at equilibrium:

$$K_d = \frac{C_s}{C_{aq}} \quad (1)$$

For neutral organic compounds, it has been established since the 1980s that soil/sediment organic matter (SOM) is the key sorptive phase (sorbent).^{8,9} To ease comparison of sorption data between different sorbents, it is common practice to normalize measured K_d values to the fraction of organic carbon in soil or sediment (f_{OC}), resulting in K_{OC} values (L/kg_{OC}), that allow for a more generalizable quantification of organic compound sorption:¹⁰

$$K_{OC} = K_d \times f_{OC} \quad (2)$$

While the K_{OC} for a given compound is not a universal constant and can vary with the structure and composition of SOM, variation of K_{OC} in common soil and sediment organic matter is typically within a factor of 2,¹¹ or in the worst case an order of magnitude for neutral organic chemicals.¹² However, K_{OC} can increase by several orders of magnitude if the SOM includes highly condensed aromatic fractions of pyrogenic material (“black carbon”).¹³ Nevertheless, K_{OC} is commonly used to assess contaminant mobility in regulatory frameworks such as the European Biocide regulation,¹⁴ and the Food and Agriculture Organization of the United Nations guideline on soil contamination.¹⁵ As experimental K_d and K_{OC} values are not always available, octanol–water partitioning based approaches are commonly used to estimate these parameters for screening purposes.

Here, we maintain that the widely used octanol–water partitioning- and K_{OC} -based approaches are not well applicable for assessing sorption and mobility of IOC. We discuss compound and soil properties driving sorption of IOC, highlight limitations of current models, and discuss possible complementary and/or alternative approaches to better assess IOC mobility for researchers, engineers, and regulators.

■ OCTANOL–WATER PARTITIONING

Following pioneering work by Karickhoff et al. in 1979⁹ for sediments, quantitative relationships between the K_{OC} and the octanol–water partition coefficient (K_{ow}) obtained in independent experiments have been widely applied in sorption and mobility assessments of neutral hydrophobic compounds:¹⁶

$$\log K_{OC} = a \times \log K_{ow} + b \quad (3)$$

where K_{ow} is the ratio of concentrations in the (water-saturated) octanol and (octanol-saturated) water at equilibrium, and a and b are regression parameters. The application of K_{ow} as a proxy for K_{OC} to assess organic compound sorption assumes that partitioning into the bulk SOM phase is the predominant sorption process, and that octanol is a good

surrogate for SOM, which as we will discuss later, for IOC it is not.

Since the neutral, charged, and (if relevant) zwitterionic species of IOC partition differently into octanol, in these cases K_{ow} is replaced with an operational partitioning ratio called D_{ow} . D_{ow} is the concentration ratio of the sum of all species in octanol (C_o) to the sum of all species in water (C_w) at equilibrium and at a given pH and ionic composition:

$$D_{ow}(\text{pH, ionic composition}) = \frac{\sum_{i=1}^n C_o(i)}{\sum_{i=1}^n C_w(i)} \quad (4)$$

Generally, partition of a charged compound into octanol requires partition of an accompanying counterion to maintain electroneutrality in solution. Therefore, the extent to which a charged species partitions from water into octanol depends on the concentration and type of available counterions in the aqueous phase.^{17,18} If it is assumed that partitioning of the charged species is negligible compared to the neutral species, the calculation of D_{ow} is simplified to¹⁹

$$D_{ow}(\text{weak acid}) = \frac{K_{ow}(\text{neutral})}{1 + 10^{\text{pH}-\text{pK}_a}} \quad (5)$$

$$D_{ow}(\text{weak base}) = \frac{K_{ow}(\text{neutral})}{1 + 10^{\text{pK}_a-\text{pH}}} \quad (6)$$

However, if the charged species do interact with soil constituents as explored in the next sections, the approach is inadequate to estimate sorption and mobility of IOC. Moreover, eqs 5 and 6 cannot be used for permanently charged compounds such as quaternary ammonium cations, where K_{ow} (neutral) does not exist. Additionally, hydrophobic domains in other parts of the IOC, charge delocalization over many atoms in the IOC (e.g., dinoseb, pentachlorophenoxide¹⁷), as well as hydrophobic organic counterions, can facilitate partitioning of an IOC into octanol as net-neutral ion pairs. Lastly, surfactant-like IOCs with a hydrophobic tail (e.g., many per- and polyfluoroalkyl substances) can form emulsions at high concentrations, which could affect their partitioning between organic matrices (octanol/SOM). Models to estimate D_{ow} are generally not capable of adequately accounting for these factors, resulting in erroneous D_{ow} estimates. This is especially true for cations and zwitterions, where models such as the Estimation Programs Interface (EPI) Suite²⁰ do not yield meaningful estimates. For example, the EPI Suite by default assigns very low D_{ow} values ($\log D_{ow} = -6$) to compounds with quaternary nitrogen structures, but ignores the ionized moiety in other compounds and treats them as if they were neutral.²¹ Even more importantly, as we will explore in the next sections, no matter how D_{ow} is determined, D_{ow} is not suitable for modeling IOC sorption when the charged species substantially affects sorption.

■ OCTANOL–WATER PARTITIONING IS NOT SUITABLE FOR DESCRIBING IOC MOBILITY

The application of K_{ow} as a proxy for K_{OC} to assess organic compound sorption and mobility assumes that partitioning into the SOM phase is the only/dominant sorption process. Models based on K_{ow} or D_{ow} do not consider that increasing pH results in increasing negative charge density in soil,²² as explained later. This negative charge repels organic anions and attracts organic cations, which D_{ow} cannot reflect, as shown in Figure 1.

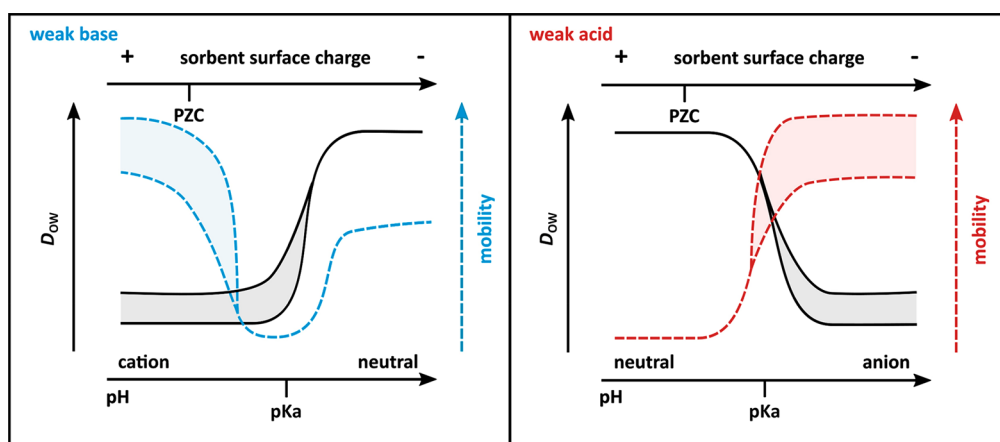


Figure 1. Mobility of IOC in soils and sediments depends not only on hydrophobicity, but is additionally affected by the surface charge of soil constituents, pore water chemistry, and IOC speciation. PZC = sorbent point of zero charge; above this pH overall surface charge is negative, D_{ow} = water-chemistry dependent octanol–water partitioning coefficient, pK_a = IOC dissociation constant. Black solid lines and colored dashed lines represent hydrophobicity and mobility, respectively. The colored ranges represent the influence of counterion concentration.

Weak bases which form cations at $pH < pK_a$ of the corresponding acid, experience electrostatic repulsion at very low pH, which increases their mobility, followed by a minimal mobility due to electrostatic attraction toward negatively charged mineral and SOM moieties with increasing pH, and finally an intermediate mobility at $pH \gg pK_a$, where the neutral species is predominant.²³ In contrast, for weak acids, D_{ow} would be high and mobility would be correspondingly low at $pH \ll pK_a$, where the compound exists predominantly in the neutral form. As the pH transitions through the pK_a , D_{ow} is expected to decrease and mobility to increase as the compound is converted to the anionic form which is repulsed by negatively charged soil moieties.

The type and concentration of naturally occurring (counter)ions can modulate IOC sorption and mobility, as illustrated by the dashed lines in Figure 1. Importantly, the (counter)ion-dependent change in D_{ow} does not cover the changes on the sorbent side brought about by the presence of counterions. For example, for cations, D_{ow} increases with higher salinity because of the increased concentration of counterions that aid formation of ion pairs.^{17,18} However, in real soils or sediments the higher concentration of cations would compete for sorption sites and thus actually decrease sorption of cationic compounds.^{24,25} By contrast, (counter)ions could increase sorption for anionic compounds by decreasing electrostatic repulsion from negatively charged moieties.

■ OCTANOL IS NOT A SUITABLE SURROGATE FOR SOM

The free energy of sorption (ΔG_{sorp}), which is linearly related to the logarithm of K_d , can be expressed as the sum of the contributions from net driving forces for removal of the solute from water and placing it in association with the solid. These driving forces include: van der Waals forces of dispersion and induction (ΔG^{vdW}); polar forces including dipole–dipole, charge–dipole, and hydrogen (H)-bonding (ΔG^{polar}); Coulomb interactions between full charges (ΔG^{coul}), and the hydrophobic effect (ΔG^{hyd}). The hydrophobic effect, also referred to as cavity formation energy, results from the sum of forces that limit the solubility of molecules in water. Its underlying cause is the disruption of the cohesive energy of water due to the

greater ordering of water molecules and the lower number of water–water H-bonds in the hydration shell of the nonpolar moiety compared to the bulk water phase.^{26–28}

Octanol is regarded an acceptable surrogate for SOM with respect to ΔG^{hyd} and ΔG^{vdW} . Thus, as shown in Figure 2, the best estimations of K_{OC} from K_{ow} exist for neutral, nonpolar

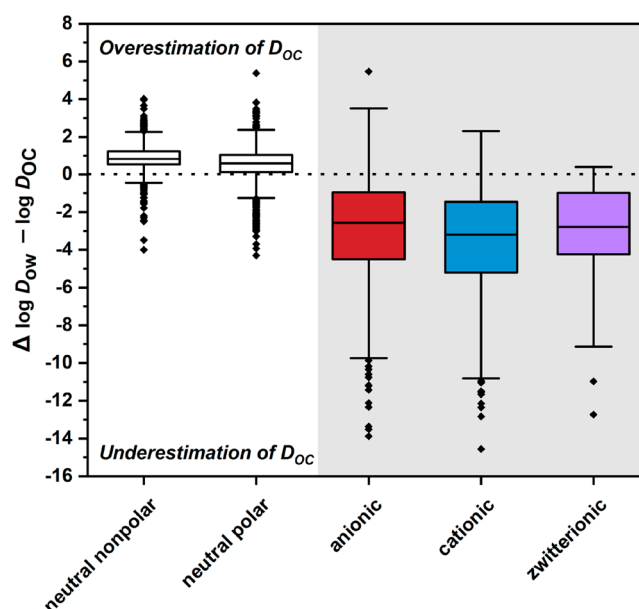


Figure 2. Differences (Δ) comparing lowest available D_{ow} in the pH range 4–9¹⁹ with measured D_{OC} . $D = K$ for neutral compounds. The dotted line at $\Delta = 0$ indicates the point where $D_{ow} = D_{OC}$. Charged species are highlighted in color. The extent of the boxplot relates to the uncertainty associated with predicting sorption from K_{ow}/D_{ow} for a given compound. The middle line in the box corresponds to the median, the box to the 25% quantiles and the whiskers to the 1.5-fold interquartile range. D_{ow} being extremely lower than experimental D_{OC} is substantially influenced by the larger pH dependence of D_{ow} over this pH range, and Coulombic interactions with SOM not being considered in D_{ow} . All boxplots are based on data presented in more detail by Arp et al.,³⁰ which compiled experimental K_{OC} , K_{ow} , and pK_a data from the eChemPortal,³¹ and additional sources.^{29,32} Sample size: neutral nonpolar ($n = 703$), neutral polar ($n = 1066$), anionic ($n = 488$), cationic ($n = 607$), zwitterionic ($n = 71$).

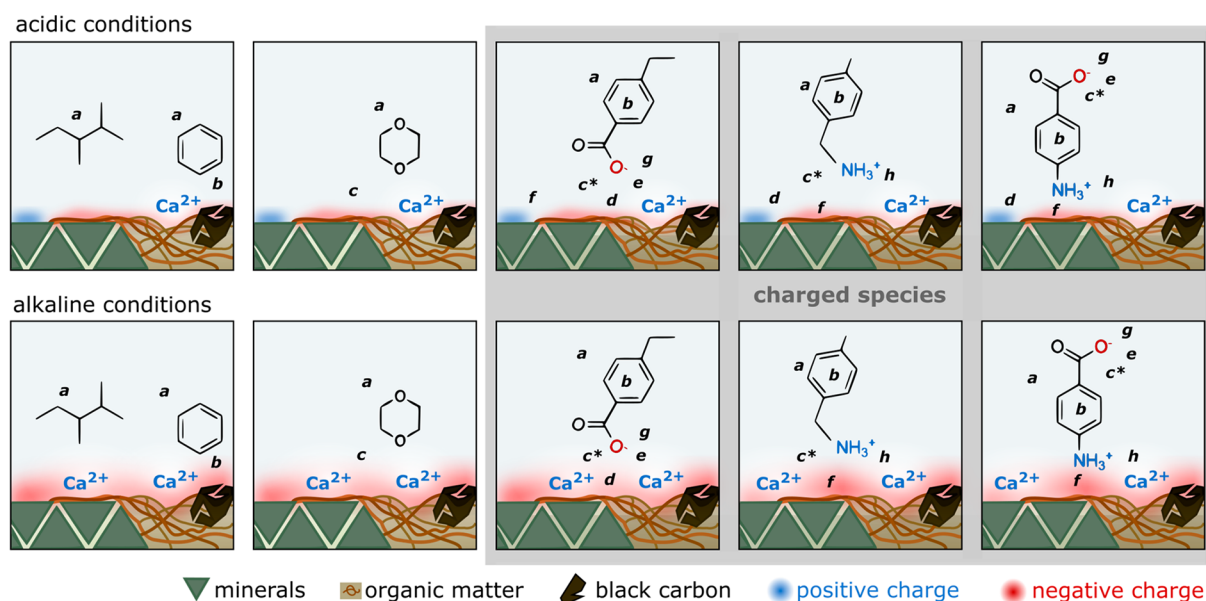


Figure 3. Key drivers and interactions for sorption of different groups of organic compounds under acidic conditions (top row) and alkaline conditions (bottom row). Compound groups with representative examples from left to right: neutral nonpolar compounds, neutral polar compounds, anionic compounds, cationic compounds, and zwitterionic compounds. Panels with charged species are highlighted in gray. Possible drivers and interactions: a = hydrophobic effect, b = π - π electron donor-acceptor interaction, c = H-bond, c* = charge assisted H-bond, d = electrostatic repulsion, e = cation bridging, f = electrostatic attraction, g = anion - π bond, h = cation - π bond.

molecules, where on average the $\log K_{OC}$ is slightly smaller than $\log K_{ow}$.^{9,29} Octanol is less suitable with respect to ΔG^{polar} because octanol engages only in dipolar and ordinary (weak) H-bonding interactions of its aliphatic -OH group and misses many other polar interactions between sorbates and SOM. This is the reason why K_{OC} - K_{ow} correlations are somewhat poorer for polar compared to apolar compounds.²⁹ For IOC, where ΔG^{col} is relevant, the pH-dependent " D_{OC} " has become a common parameter used instead of K_{OC} .^{3,19} For IOC, octanol is even less suitable as a surrogate for SOM with respect to ΔG^{col} because, unlike SOM, octanol contains no charged groups. Consequently, for D_{ow} -derived D_{OC} estimations of IOC, errors substantially increase further and become meaningless. As shown in Figure 2, available D_{ow} values can be several orders of magnitude smaller than experimentally measured D_{OC} values for IOC, due to both ΔG^{col} not being accounted for by D_{ow} and the pH dependence being substantially more sensitive for D_{ow} than D_{OC} .

■ IOC CAN PARTAKE IN A VARIETY OF INTERACTIONS IN SOIL NOT REPRESENTED BY OCTANOL

There are a number of sorption mechanisms of IOC in soil/sediment that are not captured at all by octanol-based models. Partitioning of organic compounds into octanol, whether they are ionized or not, is generally linear with solute concentration. While (ab)sorption of most neutral compounds into "soft" amorphous SOM phases is also close to linear, the same is not true for minerals and "hard" crystalline SOM phases (e.g., coal, black carbon), which can show moderate to strong nonlinearity of (ad)sorption with solute concentration.¹⁰ Here, the K_d generally decreases with increasing concentration, because adsorption sites are occupied preferentially in the order of the energy gain they enable, which varies. Deviation from linearity is more pronounced for organic anions and cations relative to

neutral molecules, showing L- or H-type isotherms and additional sorbent-specific effects (e.g., for black carbon).^{33,34}

As illustrated in Figure 3, a number of interactions that do not occur for neutral compounds can occur for charged species (panels highlighted in gray in Figure 3). None of the following interactions are possible with octanol: Nonspecific electrostatic attraction or repulsion by charged moieties can direct the sorption of charged species (d,f in Figure 3), which can be described by the Donnan potential.³⁵ Specific interactions of charged species with individual sorption sites widely differ among IOC, but often involve interactions between charged functional groups or aromatic structures in the IOC.^{36,37} The degree of aromatic condensation of SOM and black carbon can play an important role in the sorption of aromatic and heterocyclic compounds, which can interact via several types of π -electron donor-acceptor interactions (b,g, h in Figure 3).³⁸⁻⁴¹ Weak acids and bases are capable of forming very strong, "charge-assisted" H-bonds (CAHB, c* in Figure 3) when acidic sites on SOM and black carbon have similar pK_a values as the IOC.⁴² The degree of hydration can also affect sorption site accessibility by crowding out solute molecules,⁴³ or by disrupting SOM-SOM contact points within the solid phase.^{44,45}

■ SOM IS NOT ALWAYS THE PREDOMINANT SORBENT OF IOC

Sorption models based on K_{OC}/D_{OC} are conceptually not sufficient for capturing the full range of factors influencing IOC mobility in many soils and sediments. Such sorbents are complex mixtures of minerals, SOM, black carbon, colloids, and pore water containing dissolved organic matter (DOM) and dissolved inorganic ions, including anions such as Cl^- , NO_3^- , $H_2PO_4^-/HPO_4^{2-}$, SO_4^{2-} , and HCO_3^-/CO_3^{2-} , as well as cations such as Na^+ , K^+ , Ca^{2+} and Mg^{2+} . IOC sorption to surfaces and nanometer-size pores of minerals and black carbon can be affected by all these substances.^{36,46,47}

Most soil constituents, including SOM, black carbon, phyllosilicate minerals, and Mn oxides, exhibit an overall negative surface charge at pH of 4–9.²² The negative charge predominating on soil/sediment surfaces derives mainly from oxygen-containing functional groups that dissociate with increasing pH (e.g., carboxyl-, and hydroxyl groups). These functional groups determine the solid's capacity to bind cations via cation exchange interactions, which can be quantified as the cation exchange capacity (CEC) at a given pH. SOM, black carbon, and clay minerals are especially high in CEC and are thus crucial to the mobility of cations.⁴⁸ Sorption of organic cations to clay minerals depends on surface charge distribution, as well as type of exchangeable cations.⁴⁹ Some organic anions (e.g., carboxylates, sulfonates) can also undergo surface bonding on mineral surfaces by ligand exchange with the underlying metal ions.³³

On the other hand, only ~7% of the numerous minerals in global soils have surfaces that are net positively charged at ambient pH, most importantly Fe-oxides and Al-oxides.²² Anion exchange can occur in the presence of these positively charged minerals. However, anion exchange capacity (AEC) is usually much smaller than CEC. As DOM and many types of colloids in the porewater are composed of negatively charged polyelectrolytes of different molecular sizes, which can compete with IOC anions for positively charged sites that are accessible to them. Thus, whatever AEC is inherent to soils or sediments is reduced by adsorption of DOM and/or aggregation with negatively charged minerals.

■ IMPLICATIONS FOR REGULATION AND RISK ASSESSMENT

Regulatory criteria for contaminant mobility in soil are critically important to protect surface water, groundwater, and drinking water.⁵⁰ The emphasis of mobility for risk assessment has recently been reinforced in the European Commission's "Chemicals Strategy for Sustainability towards a Toxic Free Environment", which states that mobility should be included in a wide number of activities related to chemical regulation, in order to reduce exposure to hazardous substances via groundwater, drinking water and other pristine water bodies.⁵¹

In 1989 Gustafson⁵² combined soil half-lives and K_{OC} values to estimate pesticide leachability. Today these two parameters are still used, as substances that degrade easily or sorb strongly are less prone to percolate to groundwater or pass bank filtration. For instance, the European regulatory framework for bioicides uses a K_{OC} of 500 L/kg_{OC} and soil half-life of 21 days as threshold values for groundwater risk assessment.¹⁴ K_{OC} and D_{OC} threshold values for the mobility criteria for PMT and vPvM substances to be adopted by the European Classification, Labeling and Packaging (CLP) and REACH regulations are currently under discussion, and are expected to be finalized in 2022.⁵³ As of now, the thresholds being investigated by the European Commission are a $\log D_{OC} < 3$ within a pH range of 4–9 to be considered mobile, and substances with a $\log D_{OC} < 2$ to be considered very mobile.^{19,54} Revised European chemical regulations that include PMT/vPvM substances could potentially mandate experimental D_{OC} assessments of all persistent substances in Europe, which is a key market for the chemical industry.

Currently, experimental K_d values, which would reflect the variety of possible soil (mineral) compositions and water–chemical conditions in the environment, are not widely

available. Thus, estimated D_{OC} or D_{ow} values could be used as screening parameter to prioritize substances for experimental determination. As discussed previously, errors in the D_{ow} -to- D_{OC} correlations for IOC can be substantial and are more pronounced for modeled than for experimental D_{ow} data.¹⁹ This renders the use of D_{ow} for risk assessment problematic. However, this does not invalidate the role of K_{ow} as a screening parameter for neutral nonpolar and neutral polar compounds, or arguably very large D_{ow} to screen for nonmobility of IOCs (considering D_{ow} are generally $< D_{OC}$). D_{ow} is, however, not capable of substituting experimentally determined sorption parameters for IOC. For local mobility assessments, D_{OC} or even soil-specific K_d values need to be measured, due to substantial uncertainties in D_{ow} extrapolations. To aid the comparison of such values, soil mapping could be helpful, using databases from soil sciences and regulators.^{55,56} Still, local measurements are not always possible, and even if they were, they are impractical for inclusion in generalized chemical regulation.

■ MOVING FORWARD

In addition to simple relationships between sorption and K_{ow}/D_{ow} , more sophisticated quantitative structure–property relationships (QSPR) exist to estimate the sorption of neutral compounds to a vast number of sorbents.⁵⁷ The appeal of these approaches is their capacity to yield mechanistic insights into sorption in dependence of compound properties (e.g., polarizability, H-bonding abilities). QSPR approaches based on such descriptors for charged species have been proposed.^{58,59} However, as the behavior of charged compounds strongly depends not only on pH, but also on the ionic composition in water, determining generalizable descriptors is not always straightforward. In addition, most QSPR approaches are developed for pure solvents or sorbents and fall short of describing complex mixtures of SOM, minerals, and black carbon which contain varying sorption sites and exhibit different CEC.

Mobility and sorption of IOC are more complex and variable than that of neutral compounds, as a larger number of factors can modulate their behavior. Most key interactions for charged compounds are not driven by hydrophobicity but rather by IOC speciation and sorbent surface charge, as well as the amount and composition of other ions in solution. Because of the complexity of IOC mobility, the emergence of a single and generalizable best-for-all parameter as alternative to experimentally determined K_{OC}/D_{OC} values is unlikely. It is important to deduce from the discussion above, that for IOC, experimentally determined K_d for soil should not simply be converted to D_{OC} since multiple soil components contribute to overall IOC sorption and mobility. Until better approaches are developed, experimentally determined K_d , and by extension K_{OC}/D_{OC} values for diverse soil or sediment types are the only available parameters for initial sorption and mobility assessments for chemical regulation.

For cations, where electrostatic attraction to negatively charged surfaces often drives sorption, CEC normalized K_d values (K_{CEC}) have been proposed as a complementary approach to the use of K_{OC} .⁴⁶ Sorption of organic cations to specific soil components (standardized SOM and Illite clay), have been compared to sorption to natural soils.⁴⁶ This comparison found that sorption to the clay fraction had a negligible contribution to the K_d for an OC-enriched soil, whereas for a clayish soil the SOM sorption strongly

underestimated the K_d , which could be largely accounted for by including the Illite clay sorption affinity. For organocations, mobility estimates for a suite of soil types could thus be based on simple experimental measurements (in this example f_{OC} , CEC_{soil} , K_{SOM} , K_{clay}). In another study, maximum sorption capacity of black carbon for the dicationic herbicide paraquat was proportional to the square of the CEC of the black carbon, suggesting that the dication associated in a bidentate fashion with appropriately spaced negative sites on the sorbent.⁴³ Thus, measurements of IOC sorption to pure soil constituents (SOM, clay minerals, black carbon) at specific pH and ionic strength conditions may offer a solid base for improved IOC mobility estimates. Although no one single “standard” SOM exists, a growing sorption data set on IOC has become available for Pahokee peat,^{60,61} and many processes such as influence of ionic strength, hardness, and pH dependency are relatively constant for other SOM types.⁶⁰

In future approaches, D_{OC} could be complemented by pH-dependent K_{CEC} for cations, and extended to pH- and ionic-strength-dependent sorption measurements of key scenarios (e.g., a soil with a low OC content, a high CEC, and a low ionic strength would likely show large discrepancies between D_{OC} and K_{CEC}). A similar approach could also be developed for anions. To close the gap between regulation and science, researchers may develop compound-group specific “realistic worst-case” scenarios that could be applied in risk assessment. For example, considering interactions in Figure 3, anions could be investigated at very high pH and low ionic strength, where electrostatic repulsion increases mobility and the available cations for charge shielding and cation bridging are minimized. By contrast, the mobility of cations could be measured at low pH and high ionic strength, where soils are partially positively charged, CEC is lowered, and inorganic cations can compete for sorption sites. A more detailed categorization of IOC would need to be developed for such an approach to account for complex molecules with multiple functional groups, as well as physical accessibility to sorption sites resulting from differences in sorbate conformation, sorbent geometry, and chemical structure (e.g., aromaticity).

Neural-network-based models combining compound and sorbent parameters could yield improved estimations for IOC sorption,⁴⁷ and combined with sensitivity analysis may be a good starting point to identify key parameters for further model development. Ideally, in future approaches, molecular and geometrical properties of IOC will specify which interactions a given species can undergo and allow for categorization and prioritization of compound classes. This categorization could then result in a set of descriptors and/or probe compounds tailored to the compound class of interest. Based on these compound groups, tailored predictive models based on consistent sets of experimental data could be developed. These data should include sorption coefficients to a number of well characterized soil constituents (SOM, black carbon, clay minerals) as well as soils and sediments with varying compositions using high throughput experimental systems, as can be run using soil column chromatography approaches.⁶² Such approaches could also account for additional factors affecting IOC sorption, such as DOM and other compounds competing for sorption sites, as well as temperature, which can also alter IOC and sorbent functional group speciation.⁶³ Field monitoring of potential contaminants under saturated conditions would be a valuable complementary approach to measuring sorption under well-defined

conditions. Recent developments in analytical chemistry make it possible to measure a very wide range of IOC in environmental samples.^{5,64} These measurements may aid future model developments and allocation of IOC to substance classes with different environmental behavior.

Predictive approaches will continue to be necessary at least for preliminary assessment and screening purposes. To develop better models for IOC mobility, it is crucial to create consistent and reliable data sets with (i) well documented and correctly determined molecular properties including pK_a and D_{ow} , (ii) well documented sorbent properties including organic carbon and black carbon content, mineral composition as well as pH dependent CEC, (iii) sorption data measured under different well-defined chemical conditions in water and soil (pH and ionic composition) under saturated conditions, and (iv) the consideration of additional complex interactions such as the air–water interface under unsaturated conditions which are important for a number of compound such as per- and polyfluoroalkyl substances.⁶⁵ Predictive models aiming to improve risk assessment should integrate findings from monitoring studies for model calibration and validation, which can help to identify conceptual shortcomings and to expand the scope of a given model on a relevance and need basis.

AUTHOR INFORMATION

Corresponding Author

Gabriel Sigmund – Department of Environmental Geosciences, Centre for Microbiology and Environmental Systems Science, University of Vienna, 1090 Wien, Austria; orcid.org/0000-0003-2068-0878; Email: gabriel.sigmund@univie.ac.at

Authors

- Hans Peter H. Arp** – Norwegian Geotechnical Institute (NGI), N-0806 Oslo, Norway; Norwegian University of Science and Technology (NTNU), NO-7491 Trondheim, Norway
- Benedikt M. Aumeier** – RWTH Aachen University, Institute of Environmental Engineering, 52074 Aachen, Germany
- Thomas D. Bucheli** – Environmental Analytics, 8046 Zürich, Switzerland; orcid.org/0000-0001-9971-3104
- Benny Chefetz** – Department of Soil and Water Sciences, Institute of Environmental Sciences; Faculty of Agriculture, Food and Environment, The Hebrew University of Jerusalem, Rehovot 7610001, Israel; orcid.org/0000-0003-0100-7661
- Wei Chen** – College of Environmental Science and Engineering, Ministry of Education Key Laboratory of Pollution Processes and Environmental Criteria, Tianjin Key Laboratory of Environmental Remediation and Pollution Control, Nankai University, Tianjin 300350, P. R. China; orcid.org/0000-0003-2106-4284
- Steven T. J. Droge** – Wageningen Environmental Research, Wageningen University and Research, 6700AA Wageningen, Netherlands; orcid.org/0000-0002-1193-1850
- Satoshi Endo** – Health and Environmental Risk Division, National Institute for Environmental Studies (NIES), 305-8506 Tsukuba, Ibaraki, Japan
- Beate I. Escher** – Department of Cell Toxicology, Helmholtz Centre for Environmental Research – UFZ, DE-04318 Leipzig, Germany; Environmental Toxicology, Center for Applied Geoscience, Eberhard Karls University Tübingen,

DE-72076 Tübingen, Germany; orcid.org/0000-0002-5304-706X

Sarah E. Hale – Norwegian Geotechnical Institute (NGI), N-0806 Oslo, Norway; orcid.org/0000-0002-7743-9199

Thilo Hofmann – Department of Environmental Geosciences, Centre for Microbiology and Environmental Systems Science, University of Vienna, 1090 Wien, Austria; orcid.org/0000-0001-8929-6933

Joseph Pignatello – Department of Environmental Sciences, The Connecticut Agricultural Experiment Station, New Haven, Connecticut 06504-1106, United States; orcid.org/0000-0002-2772-5250

Thorsten Reemtsma – Department of Analytical Chemistry, Helmholtz Centre for Environmental Research – UFZ, 04318 Leipzig, Germany; Institute for Analytical Chemistry, University of Leipzig, 04103 Leipzig, Germany; orcid.org/0000-0003-1606-0764

Torsten C. Schmidt – Instrumental Analytical Chemistry and Centre for Water and Environmental Research (ZWU), University of Duisburg-Essen, 45141 Essen, Germany; orcid.org/0000-0003-1107-4403

Carina D. Schönsee – Environmental Analytics, 8046 Zürich, Switzerland

Martin Scheringer – RECETOX, Masaryk University, 625 00 Brno, Czech Republic; Institute of Biogeochemistry and Pollutant Dynamics, ETH Zürich, 8092 Zürich, Switzerland; orcid.org/0000-0002-0809-7826

Complete contact information is available at:
<https://pubs.acs.org/10.1021/acs.est.2c00570>

Notes

The authors declare no competing financial interest.

Biography



Gabriel Sigmund is a Junior Research Group Leader at the Centre for Microbiology and Environmental Systems Science, University of Vienna. Gabriel's ongoing research focuses on (i) effects of pyrogenic carbon in postfire landscapes on organic matter cycling, (ii) biochar and wood-based activated carbon for sustainable contaminant remediation, and (iii) mobility of ionic and ionizable organic contaminants, which is critical for assessing the emerging contaminant class of persistent mobile and toxic (PMT) substances, as discussed in this feature.

ACKNOWLEDGMENTS

M.S. acknowledges funding by the RECETOX research infrastructure (the Czech Ministry of Education, Youth and Sports: LM2018121), the CETOCOEN PLUS project

(CZ.02.1.01/0.0/0.0/15_003/0000469), and the CETOCOEN EXCELLENCE Teaming 2 project supported by the Czech ministry of Education, Youth and Sports (No CZ.02.1.01/0.0/0.0/17_043/0009632).

REFERENCES

- (1) Jin, B.; Huang, C.; Yu, Y.; Zhang, G.; Arp, H. P. H. The Need to Adopt an International PMT Strategy to Protect Drinking Water Resources. *Environ. Sci. Technol.* **2020**, *54* (19), 11651–11653.
- (2) Hale, S. E.; Arp, H. P. H.; Schliebner, I.; Neumann, M. What's in a Name: Persistent, Mobile, and Toxic (PMT) and Very Persistent and Very Mobile (VPvM) Substances. *Environ. Sci. Technol.* **2020**, *54* (23), 14790–14792.
- (3) Reemtsma, T.; Berger, U.; Arp, H. P. H.; Gallard, H.; Knepper, T. P.; Neumann, M.; Quintana, J. B.; Voogt, P. de. Mind the Gap: Persistent and Mobile Organic Compounds—Water Contaminants That Slip Through. *Environ. Sci. Technol.* **2016**, *50* (19), 10308–10315.
- (4) Arp, H. P. H.; Hale, S. E. *REACH: Improvement of Guidance and Methods for the Identification and Assessment of PMT/VPvM Substances*, 2019.
- (5) Neuwald, I.; Muschket, M.; Zahn, D.; Berger, U.; Seiwert, B.; Meier, T.; Kuckelkorn, J.; Strobel, C.; Knepper, T. P.; Reemtsma, T. Filling the Knowledge Gap: A Suspect Screening Study for 1310 Potentially Persistent and Mobile Chemicals with SFC- and HILIC-HRMS in Two German River Systems. *Water Res.* **2021**, *204*, 117645.
- (6) Armitage, J. M.; Erickson, R. J.; Luckenbach, T.; Ng, C. A.; Prosser, R. S.; Arnot, J. A.; Schirmer, K.; Nichols, J. W. Assessing the Bioaccumulation Potential of Ionizable Organic Compounds: Current Knowledge and Research Priorities. *Environ. Toxicol. Chem.* **2017**, *36* (4), 882–897.
- (7) Escher, B. I.; Abagyan, R.; Embry, M.; Klüver, N.; Redman, A. D.; Zarfl, C.; Parkerton, T. F. Recommendations for Improving Methods and Models for Aquatic Hazard Assessment of Ionizable Organic Chemicals. *Environ. Toxicol. Chem.* **2020**, *39* (2), 269–286.
- (8) Chiou, C. T.; Peters, L. J.; Freed, V. H. A Physical Concept of Soil-Water Equilibria for Nonionic Organic Compounds. *Science* **1979**, *206* (4420), 831–832.
- (9) Karickhoff, S. W.; Brown, D. S.; Scott, T. A. Sorption of Hydrophobic Pollutants on Natural Sediments. *Water Res.* **1979**, *13* (3), 241–248.
- (10) Hamaker, J.; Thompson, J. Adsorption. In *Goring GAI, Hamaker JW (eds) Organic Chemicals in the Soil Environment, Vol 1. Dekker*; New York, 1972; pp 49–143.
- (11) Kile, D. E.; Chiou, C. T.; Zhou, H.; Li, H.; Xu, O. Partition of Nonpolar Organic Pollutants from Water to Soil and Sediment Organic Matters. *Environ. Sci. Technol.* **1995**, *29* (5), 1401–1406.
- (12) Niederer, C.; Schwarzenbach, R. P.; Goss, K. U. Elucidating Differences in the Sorption Properties of 10 Humic and Fulvic Acids for Polar and Nonpolar Organic Chemicals. *Environ. Sci. Technol.* **2007**, *41* (19), 6711–6717.
- (13) Cornelissen, G.; Gustafsson, O.; Bucheli, T.; Jonker, M.; Koelmans, A.; van Noort, P. Extensive Sorption of Organic Compounds to Black Carbon, Coal, and Kergen in Sediments and Soils: Mechanisms and Consequences for Distribution, Bioaccumulation, and Biodegradation. *Environ. Sci. Technol.* **2005**, *39* (18), 6881–6895.
- (14) ECHA, E. C. A. *Guidance on Biocides Legislation: Vol. IV Environment, Assessment & Evaluation (Parts B+C)*, 2017.
- (15) FAO. *Assessing Soil Contamination A Reference Manual*; Food and Agriculture Organization - Information Division, 2000.
- (16) Doucette, W. J. Quantitative Structure-Activity Relationships for Predicting Soil-Sediment Sorption Coefficients for Organic Chemicals. *Environ. Toxicol. Chem.* **2003**, *22* (8), 1771–1788.
- (17) Jafvert, C. T.; Westall, J. C.; Grieder, E.; Schwarzenbach, R. P. Distribution of Hydrophobic Ionogenic Organic Compounds between Octanol and Water: Organic Acids. *Environ. Sci. Technol.* **1990**, *24* (12), 1795–1803.

- (18) Westall, J. C.; Leuenberger, C.; Schwarzenbach, R. P. Influence of PH and Ionic Strength on the Aqueous-Nonaqueous Distribution of Chlorinated Phenols. *Environ. Sci. Technol.* **1985**, *19* (2), 193–198.
- (19) Neumann, M.; Schliebner, I. *Protecting the Sources of Our Drinking Water: The Criteria for Identifying Persistent, Mobile and Toxic (PMT) Substances and Very Persistent and Very Mobile (VPvM) Substances under EU Regulation REACH (EC) No 1907/2006*; Umweltbundesamt, 2019.
- (20) USEPA. *Estimation Programs Interface Suite™ for Microsoft® Windows, v 4.11*; United States Environmental Protection Agency: Washington, DC, 2012.
- (21) Mannhold, R.; Poda, G. I.; Ostermann, C.; Tetko, I. V. Calculation of Molecular Lipophilicity: State-of-the-Art and Comparison of LogP Methods on More than 96,000 Compounds. *J. Pharm. Sci.* **2009**, *98* (3), 861–893.
- (22) Kleber, M.; Bourg, I. C.; Coward, E. K.; Hansel, C. M.; Myneni, S. C. B.; Nunan, N. Dynamic Interactions at the Mineral–Organic Matter Interface. *Nature Reviews Earth & Environment* **2021**, *2*, 1–20.
- (23) Sibley, S. D.; Pedersen, J. A. Interaction of the Macrolide Antimicrobial Clarithromycin with Dissolved Humic Acid. *Environ. Sci. Technol.* **2008**, *42* (2), 422–428.
- (24) Droge, S.; Goss, K.-U. Effect of Sodium and Calcium Cations on the Ion-Exchange Affinity of Organic Cations for Soil Organic Matter. *Environ. Sci. Technol.* **2012**, *46* (11), 5894–5901.
- (25) Droge, S. T. J.; Goss, K.-U. Sorption of Organic Cations to Phyllosilicate Clay Minerals: CEC-Normalization, Salt Dependency, and the Role of Electrostatic and Hydrophobic Effects. *Environ. Sci. Technol.* **2013**, *47* (24), 14224–14232.
- (26) Chandler, D. Interfaces and the Driving Force of Hydrophobic Assembly. *Nature* **2005**, *437* (7059), 640–647.
- (27) Lazaridis, T. Solvent Size vs Cohesive Energy as the Origin of Hydrophobicity. *Acc. Chem. Res.* **2001**, *34* (12), 931–937.
- (28) Southall, N. T.; Dill, K. A.; Haymet, A. D. J. A View of the Hydrophobic Effect. *J. Phys. Chem. B* **2002**, *106* (3), 521–533.
- (29) Bronner, G.; Goss, K. U. Predicting Sorption of Pesticides and Other Multifunctional Organic Chemicals to Soil Organic Carbon. *Environ. Sci. Technol.* **2011**, *45* (4), 1313–1319.
- (30) Arp, H. P. H.; Hale, S. E. On the Persistence and Mobility of Organic Contaminants Detected in Freshwater Resources. in prep.
- (31) OECD. eChemPortal: The Global Portal to Information on Chemical Substances <https://www.chemportal.org/chemportal/> (accessed 2022/01/05).
- (32) Arp, H. P. H.; Brown, T. N.; Berger, U.; Hale, S. E. Ranking REACH Registered Neutral, Ionizable and Ionic Organic Chemicals Based on Their Aquatic Persistence and Mobility. *Environmental Science: Processes and Impacts* **2017**, *19* (7), 939–955.
- (33) McBride, M. B. *Environmental Chemistry of Soils*; Oxford University Press, 1994.
- (34) Xiao, F.; Pignatello, J. J. Effect of Adsorption Nonlinearity on the Ph-Adsorption Profile of Ionizable Organic Compounds. *Langmuir* **2014**, *30* (8), 1994–2001.
- (35) Donnan, F. G. Theory of Membrane Equilibria and Membrane Potentials in the Presence of Non-Dialysing Electrolytes. A Contribution to Physical-Chemical Physiology. *J. Membr. Sci.* **1995**, *100* (1), 45–55.
- (36) Schönsee, C. D.; Wettstein, F. E.; Bucheli, T. D. Phytotoxin Sorption to Clay Minerals. *Environmental Sciences Europe* **2021**, *33* (1), 36.
- (37) MacKay, A. A.; Vasudevan, D. Polyfunctional Ionogenic Compound Sorption: Challenges and New Approaches To Advance Predictive Models. *Environ. Sci. Technol.* **2012**, *46* (17), 9209–9223.
- (38) Kah, M.; Sigmund, G.; Xiao, F.; Hofmann, T. Sorption of Ionizable and Ionic Organic Compounds to Biochar, Activated Carbon and Other Carbonaceous Materials. *Water Res.* **2017**, *124*, 673–692.
- (39) Zhu, D.; Hyun, S.; Pignatello, J. J.; Lee, L. S. Evidence for Pi-Pi Electron Donor-Acceptor Interactions between Pi-Donor Aromatic Compounds and Pi-Acceptor Sites in Soil Organic Matter through PH Effects on Sorption. *Environ. Sci. Technol.* **2004**, *38*, 4361–4368.
- (40) Xiao, F.; Pignatello, J. J. Π - π Interactions between (Hetero)Aromatic Amine Cations and the Graphitic Surfaces of Pyrogenic Carbonaceous Materials. *Environ. Sci. Technol.* **2015**, *49* (2), 906–914.
- (41) Xiao, F.; Pignatello, J. J. Interactions of Triazine Herbicides with Biochar: Steric and Electronic Effects. *Water Res.* **2015**, *80*, 179–188.
- (42) Li, X.; Pignatello, J. J.; Wang, Y.; Xing, B. New Insight into Adsorption Mechanism of Ionizable Compounds on Carbon Nanotubes. *Environ. Sci. Technol.* **2013**, *47* (15), 8334–8341.
- (43) Yang, Y.; Duan, P.; Schmidt-Rohr, K.; Pignatello, J. J. Physicochemical Changes in Biomass Chars by Thermal Oxidation or Ambient Weathering and Their Impacts on Sorption of a Hydrophobic and a Cationic Compound. *Environ. Sci. Technol.* **2021**, *55* (19), 13072–13081.
- (44) Graber, E. R.; Borisover, M. D. Hydration-Facilitated Sorption of Specifically Interacting Organic Compounds by Model Soil Organic Matter. *Environ. Sci. Technol.* **1998**, *32* (2), 258–263.
- (45) Graber, E. R.; Borisover, M. Exploring Organic Compound Interactions with Organic Matter: The Thermodynamic Cycle Approach. *Colloids Surf, A* **2005**, *265* (1), 11–22.
- (46) Droge, S. T. J.; Goss, K.-U. Development and Evaluation of a New Sorption Model for Organic Cations in Soil: Contributions from Organic Matter and Clay Minerals. *Environ. Sci. Technol.* **2013**, *47* (24), 14233–14241.
- (47) Sigmund, G.; Gharasoo, M.; Hüffer, T.; Hofmann, T. Deep Learning Neural Network Approach for Predicting the Sorption of Ionizable and Polar Organic Pollutants to a Wide Range of Carbonaceous Materials. *Environ. Sci. Technol.* **2020**, *54* (7), 4583–4591.
- (48) Parfitt, R. L.; Giltrap, D. J.; Whitton, J. S. Contribution of Organic Matter and Clay Minerals to the Cation Exchange Capacity of Soils. *Soil Sci. Soc. Am. J.* **1995**, *26* (9–10), 1343–1355.
- (49) Haderlein, S. B.; Weissmahr, K. W.; Schwarzenbach, R. P. Specific Adsorption of Nitroaromatic Explosives and Pesticides to Clay Minerals. *Environ. Sci. Technol.* **1996**, *30* (2), 612–622.
- (50) European Commission. *Setting out the Data Requirements for Plant Protection Products, in Accordance with Regulation (EC) No 1107/2009 of the European Parliament and of the Council Concerning the Placing of Plant Protection Products on the Market*, 2013.
- (51) European Commission. *Communication from the Commission to the European Parliament, The Council, The European Economic and Social Committee and the Committee of the Regions Chemicals Strategy for Sustainability Towards a Toxic-Free Environment COM/2020/667 Final*, 2020.
- (52) Gustafson, D. I. Groundwater Ubiquity Score: A Simple Method for Assessing Pesticide Leachability. *Environ. Toxicol. Chem.* **1989**, *8* (4), 339–357.
- (53) Chemicals legislation – revision of REACH Regulation to help achieve a toxic-free environment https://ec.europa.eu/info/law/better-regulation/have-your-say/initiatives/12959-Chemicals-legislation-revision-of-REACH-Regulation-to-help-achieve-a-toxic-free-environment_en (accessed 2021/11/05).
- (54) European Commission. *European Commission Ad Hoc Meeting of CARACAL PBT/VPvB/PMT/VPvM Criteria 30 September 2021. Topic: Discussion on PMT/VPvM Possible Criteria in CLP. Ad-Hoc CA/03/2021. 9 Pp. Brussels. 2021*; European Commission, 2021.
- (55) Soil Survey Staff, Natural Conservation Service, United States Department of Agriculture. Web Soil Survey <https://websoilsurvey.nrcs.usda.gov/>.
- (56) Joint Research Centre - European Soil Data Centre (ESDAC). European Soil Database & Soil Properties <https://esdac.jrc.ec.europa.eu/resource-type/european-soil-database-soil-properties>.
- (57) Endo, S.; Goss, K. U. Applications of Polyparameter Linear Free Energy Relationships in Environmental Chemistry. *Environ. Sci. Technol.* **2014**, *48* (21), 12477–12491.
- (58) Abraham, M. H.; William, E.; Acree, J. The Transfer of Neutral Molecules, Ions and Ionic Species from Water to Wet Octanol. *Phys. Chem. Chem. Phys.* **2010**, *12* (40), 13182–13188.

(59) Abraham, M. H.; Acree, W. E. Descriptors for Ions and Ion-Pairs for Use in Linear Free Energy Relationships. *Journal of Chromatography A* **2016**, *1430*, 2–14.

(60) Droge, S. T. J. Sorption of Polar and Ionogenic Organic Chemicals. In *Bioavailability of Organic Chemicals in Soil and Sediment*; Ortega-Calvo, J. J.; Parsons, J. R., Eds.; The Handbook of Environmental Chemistry; Springer International Publishing: Cham, 2020; pp 43–80. DOI: 10.1007/698_2020_517.

(61) Schönsee, C. D.; Wettstein, F. E.; Bucheli, T. D. Disentangling Mechanisms in Natural Toxin Sorption to Soil Organic Carbon. *Environ. Sci. Technol.* **2021**, *55* (8), 4762–4771.

(62) Bi, E.; Schmidt, T. C.; Haderlein, S. B. Practical Issues Relating to Soil Column Chromatography for Sorption Parameter Determination. *Chemosphere* **2010**, *80* (7), 787–793.

(63) Aumeier, B. M.; Augustin, A.; Thönes, M.; Sablotny, J.; Wintgens, T.; Wessling, M. Linking the Effect of Temperature on Adsorption from Aqueous Solution with Solute Dissociation. *Journal of Hazardous Materials* **2022**, *429*, 128291.

(64) Schulze, S.; Zahn, D.; Montes, R.; Rodil, R.; Quintana, J. B.; Knepper, T. P.; Reemtsma, T.; Berger, U. Occurrence of Emerging Persistent and Mobile Organic Contaminants in European Water Samples. *Water Res.* **2019**, *153*, 80–90.

(65) Brusseau, M. L.; Guo, B. Air-Water Interfacial Areas Relevant for Transport of per and Poly-Fluoroalkyl Substances. *Water Res.* **2021**, *207*, 117785.

Recommended by ACS

Simulation of the Environmental Fate and Transformation of Nano Copper Oxide in a Freshwater Environment

Bianca N. Ross and Christopher D. Knights

AUGUST 12, 2022
ACS ES&T WATER

READ 

Effects of Heterogeneous Metals on the Generation of Persistent Free Radicals as Critical Redox Sites in Iron-Containing Biochar for Persulfate Activation

Cheng Huang, Guoge Fang, *et al.*

SEPTEMBER 20, 2022
ACS ES&T WATER

READ 

Water Quality and Organic Pollution with Health Risk Assessment in China: A Short Review

Liang Wu, Eddy Y. Zeng, *et al.*

JULY 13, 2022
ACS ES&T WATER

READ 

Will it Float? Rising and Settling Velocities of Common Macroplastic Foils

Boaz Kuizenga, Merel Kooi, *et al.*

MAY 17, 2022
ACS ES&T WATER

READ 

Get More Suggestions >